

POULTRY MEAT

OCTOBER 2025

Slaughter (thous heads)

67.885 626.840 ▲ 1,9 %
 Oct 2025 Jan-Oct 2025 Interannual Variation
 Jan-Oct 2025 vs 2024

Production (thous tn)

219 1.948 ▲ 1,7 %
 Oct 2025 Jan-Oct 2025 Interannual Variation
 Jan-Oct 2025 vs 2024

Per Cápita Consumption– Moving average (kg/cap/year)

46,5 ▲ 3,2 %
 Oct 2025 Interannual Variation
 Jan-Oct 2025 vs 2024

Exports (thous tn)

11,64 136,5 ▼ -13,1 %
 Oct 2025 Jan-Oct 2025 Interannual Variation
 Jan-Oct 2025 vs 2024

Exports (thous U\$ FOB)

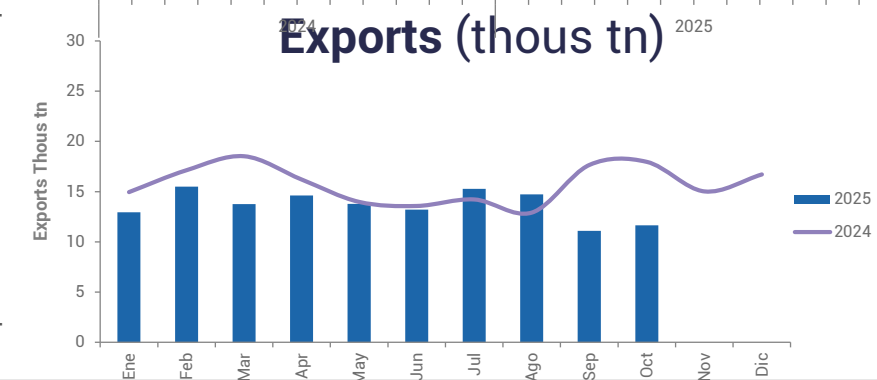
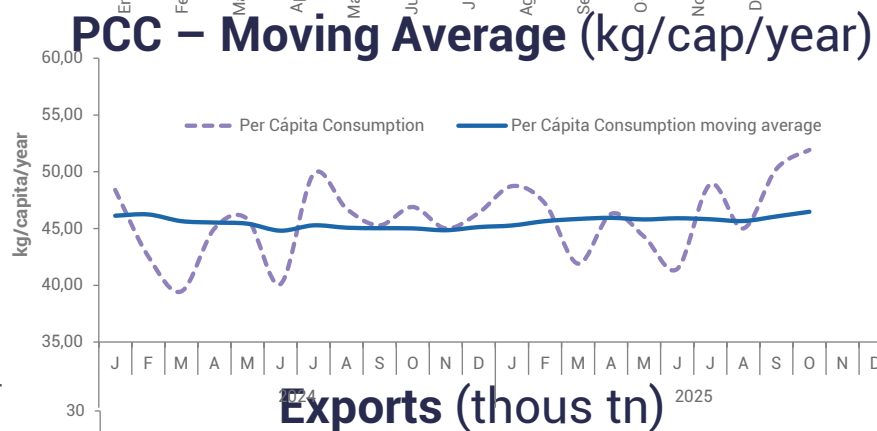
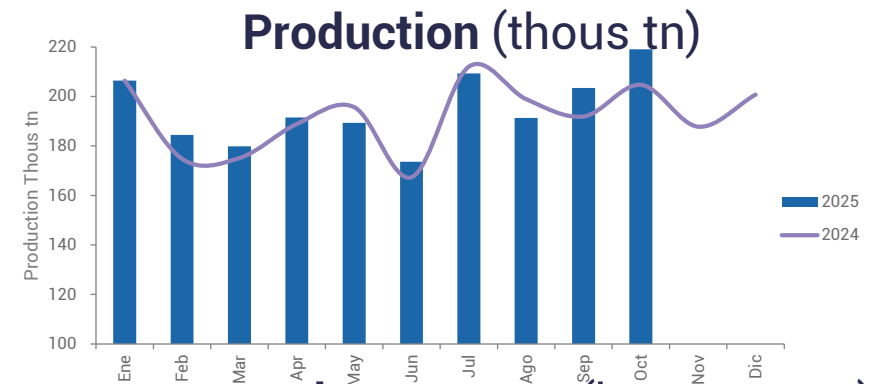
12.636 182,78 ▼ -2,4%
 Oct 2025 Jan-Oct 2025 Interannual Variation
 Jan-Oct 2025 vs 2024

Imports (thous tn)

1,65 22,2 ▲ 376,3%
 Oct 2025 Jan-Oct 2025 Interannual Variation
 Jan-Oct 2025 vs 2024

Imports (thous U\$ CIF)

3.865 56.332 ▲ 591,8 %
 Oct 2025 Jan-Oct 2025 Interannual Variation
 Jan-Oct 2025 vs 2024



Source: prepared based on data from SENASA, INDEC, COMEX y ADUANA
 Preliminary data

